

6

- e) Then head off towards the Ka'bah and make Tawaaf-ul-Ifaadah, going around it seven times -as has preceded regarding the Tawaaf of Arrival (Tawaaf-ul-Qudoom), except that you do not wear your upper garment under your right shoulder, nor do you walk briskly in this tawaaf. f/ Pray two rak'ahs behind the Station of Ibraaheem, and go to ZamZam and drink from it.
- g) Perform Sa'ee between as-Safaa and al-Marwah, just as has preceded also. And after this tawaaf everything that became unlawful due to the state of ihraam becomes lawful for him again, even the woman [sexual intercourse].
- h) Return back to Minaa Note: The Sunnah is to do the previous rites of Hajj in order: throwing the small pebbles, then slaughter, then shaving the head, then the Tawaaf of Ifaadah, then the Sa'ee-for the one performing Hajjut-Tamattu'; however if you bring forward, or delay something in the order of performance, then that is permissible,

7

Day 4, 5 & 6: The days of Tashreeq – 11th, 12th & 13th of Dhul- Hijjah

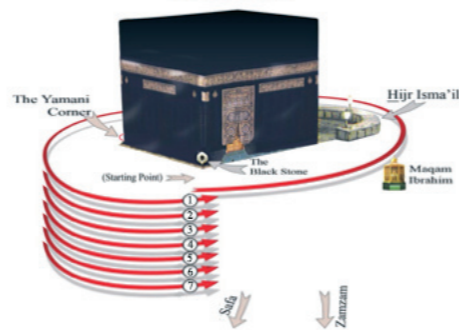
Remains in Minaa for the days of Tashreeq, and their nights, and stone the three Jamaraat with seven small pebbles on each of those days, after noon, as has preceded regarding casting the small pebbles on the Day of Sacrifice. You start with the first Jamrah, and after throwing the small pebbles at it you move a little towards your right, and stand facing the qiblah for a long time, making supplication, whilst raising your hands. Then you come to the second Jamrah, and pelt it with the little pebbles in the same way, likewise. Then you move to the left, and stand for a long time, facing the qiblah, making supplication, whilst raising your hands. Then you come to the third Jamrah, and it is Jamratul-Aqabah, and you pelt it in the same way, and you do not stand [making supplication] afterwards. Repeat this throwing of the small pebbles on the second day; and likewise on the third day.

You may leave Minaa after stoning on the second day, if you exit it before the sunset on that day, otherwise, you must spend the night and stone on the third day as you did the day before!

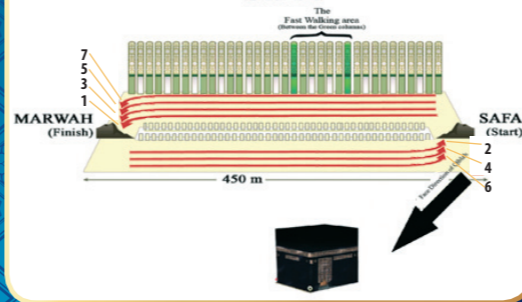
• The Farewell Tawaaf (Tawaaf-ul-Wadaa')

When you finished all that you have to do, and have resolved to travel, then it is upon you to perform a farewell Tawaaf of the Ka'bah. The menstruating women was given concession that she could depart before the (Farewell) Tawaaf, as long as she had performed the Tawaaf of Ifaada. And with this Tawaaf you visit to perform Hajj in completed, Wa alhamduLillaah.

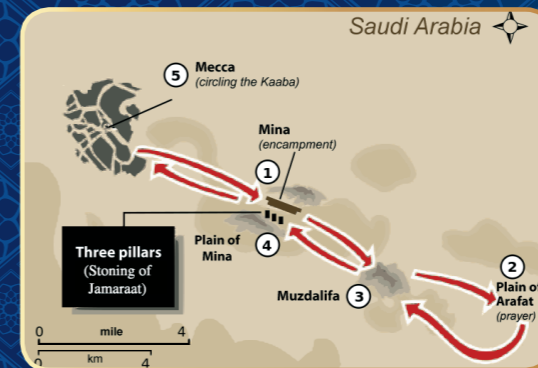
Tawaaf



Sa'ee



MAP OF THE HAJJ RITES



ONSTs
Hajj & Umrah

Step by Step
HAJJ
Guide

Compiled By Oasis Hajj & Umrah Team

1

Day 1:**the 8th of Dhul Hijjah the Day of Tarwiyah**

Enters the state of ihraam from the place where you are residing, and do just as you did when entering the state of ihraam for `Umrah, which you did from the meeqaat: taking a bath, putting on perfume, wearing the ridaa- and izaar (upper and lower garments), and reciting the talbiyah - which you do not cease to do until you have stoned Jamratul'Aqabah [on the 10th of Dhul-Hijjah], and call out with the talbiyah for Hajj;

لَبَّيْكَ اللَّهُمَّ بِحَجَّةٍ

'Labbayk Allaahumma bi-`hajjah'

Here I am, O Allaah, answering Your call, performing Hajj.

If you fear that something may occur which prevents you [from completion of the Hajj], whether illness or fear, recite:

اللَّهُمَّ مَجِّلِي حَيْثُ حَبَسْتَنِي

'Allaahumma mahillee haythu habastanee
O Allaah my place for leaving the state of ihraam will be wherever You prevent me

While facing the Qiblah recite the talbiyah for Hajj as preceded and say:

اللَّهُمَّ هَذِهِ حَجَّةٌ لَا رِيَاءَ فِيهَا وَلَا سُمْعَةً

Allaahumma haadhihi hajjah, laa riyaa-a feehaa wa laa sum`ah'

O Allaah this is a Hajj; there being no acting for show in it, nor seeking repute.

2

The Talbiyah and raising the voice with it

لَبَّيْكَ اللَّهُمَّ لَبَّيْكَ، لَبَّيْكَ لَا شَرِيكَ لَكَ لَبَّيْكَ، إِنَّ

الْحَمْدُ، وَالنَّعْمَةُ، لَكَ وَالْمُلْكُ، لَا شَرِيكَ لَكَ

Labbayk Allaahumma labbayk, labbayk laa shareeka laka labbayk, 'innal-hamda, wannimata, laka walmulk, laa shareeka laka.

I am here at Your service, O Allaah, I am here at Your service.
I am here at Your service, You have no partner, I am here at Your service Surely the praise, and blessings are Yours, and the dominion. You have no partner.

Then you go off to Minaa, and pray the Zuhr Prayer there, and he remains there, spending the night there, and praying the rest of the five daily Prayers shortening them, but not combining them.

3

Day 2 After Fajr: the 9th of Dhul-Hijjah - the Day of `Arafah

After the sun has risen on the Day of `Arafah you proceed towards `Arafah, while reciting the talbiyah or the takbeer.

Once in `Arafah, pray Zuhr and the `Asr Prayers, shortening and combining them, at the time of the Zuhr Prayer with a single adhaan is given for the two of them, and two iqaamahs.

Then if you able stand by the rocks at the base of the Mount of Mercy (Jabalur-Rahmah), and if not, then all of `Arafah is place of standing. Stand/stay facing the Qiblah, raising your hands making supplication and reciting the talbiyah.

4

Recite much tahleel (Laa ilaaha illallaah) [none has the right to be worshipped except Allaah], as it is the best supplication on the Day of `Arafah:

لَا إِلَهَ إِلَّا اللَّهُ وَحْدَهُ لَا شَرِيكَ لَهُ، لَهُ الْمُلْكُ وَلَهُ الْحَمْدُ وَهُوَ عَلَى كُلِّ شَيْءٍ قَدِيرٌ

Laa ilaaha illallaahu wahdahu laa shareeka lahu, lahul-mulku wa lahul-hamdu, yuhyee wa yumeet, wa huwa `alaa kulli shay-in qadeer

None has the right to be worshipped except Allaah, alone, with no partner; Dominion is His, and all praise is for Him; He gives life, and He gives death; and He has full ability over everything.

Make supplication with whatever you wish; hoping from Allaah -the Most High that He will make you one of those whom He frees from the Fire. And remain in that state until the sun sets.

Day 2 After Maghrib: Leaving `Arafat to Muzdalifah When the sun has set leave `Arafat to go to Muzdalifah, departing with calmness and tranquility.

When you reach Muzdalifah, pray Maghrib Prayer as three rak`ahs; then gives iqaamah and prays the `Ishaa- Prayer shortened, and combined with the Maghrib Prayer, and then sleep until Fajr. The women and the weak ones (and their mahram/carers) are allowed to leave Muzdalifah after the middle of the night.

5

Day 3: the 10th of Dhul-Hijjah - The day of Eid

- When the dawn first appears, pray the Fajr Prayer at the beginning of its time, then face the Qiblah, and make supplication, continuing upon that until the sky becomes very bright. Before the sun rises depart for Minaa with calmness, whilst reciting the talbiyah. When you reach Minaa pick up the small pebbles, which are slightly larger than the chick-pea, go to stone the Jamratul-`Aqabah, which is the last of the Jamaraat (places of stoning), and the one closest to Makkah.
- When you reach the place of casting small pebbles (al-jamrah), have Makkah to your left and Minaa to your right, then pelt it with seven small pebbles while reciting the takbeer [Allaahu akbar] along with each pebble, and cease the talbiyah when you throw the last stone. So when you have finished stoning the Jamrah, then everything becomes lawful for you again except for women [sexual intercourse] -even if you have not performed the sacrifice, nor shaved your head -so you may wear your clothes and use perfume.
- Then offer the sacrifice (Hady) with your own hand if possible, and if not, then depute someone else to do it on your behalf.
- Then shave all of your head, or shorten your hair; and the first is more excellent and specific for men; it does not apply to the women. Rather it is upon them just to shorten (their hair), by gathering the hair together, and shorten it by the length of a finger-joint.

The pillars of the Hajj:

- The Intention (an-Niyyah);
 - Staying at `Arafah;
 - Praying the Fajr Prayer in Muzdalifah, [except for the weak and the women];
 - 'Tawaaful-Ifaadah';
 - The Sa`ee between Safaa and Marwah.
- Note: If one leaves a Pillar he/she must return & make the missed pillar, if not, then his/her Hajj is invalidated.

The obligations of the Hajj:

- Entering the state of ihraam from the Meeqaat [Appointed place];
 - Spending the night in Minaa during the nights of Tashreeq [11th, 12th, & 13th of Dhul-Hijjah];
 - Spending the night in Muzdalifah;
 - Throwing pebbles at the places of stoning, in the correct sequence [on the Day of Sacrifice, and on the Days of Tashreeq];
 - The Farewell Tawaaf;
 - Shaving the head or shortening the hair;
- Note: If one leaves an obligation a Fidiyah (Compensation) is needed by sacrificing in Makkah, A sheep and distributing it to the poor in Makkah.

The nullifiers of the Hajj:

- Sexual intercourse;
- Leaving off a pillar of the Hajj.

Forbidden things in the state of Ihraam:

- Wearing clothing tailored to fit the limbs;
- The woman's wearing a face veil (niqaab) or gloves;
- The man's covering his head with a turban or the like;
- Perfume;
- Cutting the nails;
- Removing ones hair;
- Sexual intercourse, and that which leads to it;
- Committing sins;
- Disputing and arguing;
- Making a marriage proposal, and contracting a marriage.

Qur'anic verses are used in this guide, please do not discard. If you have no longer use for it, please pass on to others or return to a member of Oasis Hajj & Umrah team.

www.oasishajjumarah.com

51 Muntz Street, Small Heath, Birmingham, B10 9SN

0121 448 5460

info@oasishajjumarah.com

@oasishajj